



# Tool Name

Extension Team: Plant Science  
Author: Dayton Spackman  
Contact Email: [djs5487@gmail.com](mailto:djs5487@gmail.com)  
Website:

Tool Version:  
Last Updated:

## Description:

*This report provides independent and unbiased information for the evaluation of commercial corn grain and silage hybrids available in Pennsylvania. The corn hybrid evaluation program provides farmers, seed corn companies and university personnel with information on the relative performance of corn hybrids grown under Pennsylvania conditions. It should be used to supplement other sources of information, such as seed industry performance tests, other independent testing data, and on-farm performance records, when making hybrid selection decisions.*

## User Instructions:

*The "Background" tab provides information specific to each trial location. This information is useful to evaluate selected hybrids on your farm under your growing conditions and practices. The "Table" tab contains all the data needed to make a final determination of the proper hybrids for your operation. The first factor to consider when using this report is hybrid maturity. Moisture or dry matter is a good indicator of hybrid maturity. Hybrids with lower moisture or high dry matter are generally adapted to shorter season environments. Identify hybrids in the list that you know are adapted to your area. Then, select hybrids based on the qualities you are looking for on your operation. For grain, high yielding hybrids should be selected based on moisture and maturity. Silage has many quality factors that will vary from farm to farm. Dry matter is a good place to start when selecting a silage hybrid, but working with a nutritionist will help determine what forage qualities will be best for your operation. We do not recommend using data from a single site, even if it is close to your farm, to make hybrid selection choices. It is best to use data averaged over multiple locations. The last tab "Trait Key" contains all the commercial designation of individual traits. The "Table" tab will provide the company specific nomenclature, but the "Trait Key" will give a more in depth explanation of these traits.*

## References:

*This report is prepared by: Alex Hristov (PSU Animal Sciences), Chris Canale (Cargill), Dayton Spackman (PSU Plant Science), and James Breining (PSU Plant Science).*

## Acknowledgement of Risk:

*This tool is provided for general informational purposes only and The Pennsylvania State University shall have no liability whatsoever for the use of or reliance on this tool.*

# **2021 Penn State/PDMP Corn Silage Hybrid Performance Trial Results**

Prepared by Alex Hristov (PSU Animal Sciences), Chris Canale (Cargill), Dayton Spackman (PSU Plant Science), and James Breining (PSU Plant Science).

Produced in cooperation with the Professional Dairy Managers of Pennsylvania (PDMP).

Visit Penn State's College of Agricultural Sciences on the Web: [www.cas.psu.edu](http://www.cas.psu.edu)

Penn State College of Agricultural Sciences research, extension, and resident education programs are funded in part by Pennsylvania counties, the Commonwealth of Pennsylvania, and the U.S. Department of Agriculture.

This publication is available in alternative media on request.

The Pennsylvania State University is committed to the policy that all persons shall have equal access to programs, facilities, admission, and employment without regard to personal characteristics not related to ability, performance, or qualifications as determined by University policy or by state or federal authorities. It is the policy of the University to maintain an academic and work environment free of discrimination, including harassment. The Pennsylvania State University prohibits discrimination and harassment against any person because of age, ancestry, color, disability or handicap, national origin, race, religious creed, sex, sexual orientation, or veteran status. Discrimination or harassment against faculty, staff, or students will not be tolerated at The Pennsylvania State University. Direct all inquiries regarding the nondiscrimination policy to the Affirmative Action Director, The Pennsylvania State University, 328 Boucke Building, University Park, PA 16802-5901, Tel 814-865-4700/V, 814-863-1150/TTY.

Where trade names appear, no discrimination is intended, and no endorsement by Penn State Cooperative Extension is implied

© The Pennsylvania State University 2015

# Penn State/PDMP Corn Silage Hybrid Testing Program 2021

Medium-Late maturity (107-118) day RM silage hybrids in PA

Chester, Juniata, and Lancaster Counties



**PennState Extension**  
College of Agricultural Sciences



Cooperators: Walmoore Holsteins, Reinford Farms, and Meadow Vista Dairy

Brand	Hybrid	Traits <sup>1</sup>	Relative Maturity	Pop. Plants/ac	Dry Matter % <sup>2</sup>	NIRS <sup>3</sup>							Wet Chemistry		Yield tons/ac <sup>8</sup>	OM Yield tons/ac <sup>9</sup>	OMD % <sup>10</sup>	DOM Yield tons/ac <sup>11</sup>
						Crude Protein %DM	aNDFom %DM <sup>4</sup>	Lignin %DM	uNDF 240 %DM	Ash %DM	Starch %DM	TFA %DM <sup>5</sup>	NDFD 30 %NDF <sup>6</sup>	IVSD %Starch <sup>7</sup>				
Brevant	B15B75SX	34	115	33,778	31.8	7.9	45.9	2.8	11.2	3.7	26.8	2.0	66.5	54.2	20.3	6.2	58.5	3.6
Mid-Atlantic	MA5166	3	116	33,056	32.0	8.0	39.4	3.1	13.7	3.6	34.1	2.2	60.4	53.0	23.6	7.3	53.5	3.9
Hubner	H6663RCSS	34	113	33,167	32.1	7.5	37.4	3.3	13.7	3.5	38.9	2.7	54.9	54.6	23.7	7.4	51.7	3.8
Seed Consultants	SC1112AM	21	111	32,889	32.8	8.0	37.6	3.2	13.4	3.8	37.2	2.4	56.5	57.4	23.6	7.6	53.2	4.1
Mid-Atlantic	MA7144HD	10	114	33,556	33.1	7.5	39.7	3.3	14.4	3.8	35.2	2.3	56.0	56.5	24.2	7.8	52.8	4.1
Local Seeds	LC1407	31	114	33,833	33.6	7.9	39.5	3.5	15.0	3.9	35.4	2.5	54.6	56.5	22.1	7.2	52.3	3.7
Pioneer	P1380Q	36	113	32,000	33.6	7.9	36.6	3.1	12.8	3.5	37.8	2.5	59.2	55.4	23.3	7.6	53.4	4.0
Mid-Atlantic	MA8141	31	114	33,000	33.7	7.8	37.3	3.4	14.8	3.5	37.2	2.6	55.1	52.6	22.4	7.4	50.6	3.7
Mid-Atlantic	MA5161	8	116	31,167	33.7	7.9	36.2	3.0	13.1	3.4	38.1	2.4	58.0	49.4	23.8	7.8	50.4	3.9
Seed Consultants	SC1168AM	21	116	33,000	33.9	7.9	39.2	3.3	13.9	3.9	35.5	2.6	55.3	56.4	24.0	7.9	52.3	4.1
Local Seeds	LC1688	34	116	32,222	33.9	7.6	37.1	3.1	13.2	3.4	38.5	2.7	57.5	56.7	22.8	7.5	53.6	4.0
Seed Consultants	SC1122Q	36	112	33,556	34.0	7.7	38.0	3.1	13.1	3.7	38.0	2.4	56.7	57.3	23.0	7.6	53.6	4.0
Brevant	B12F08Q	36	112	33,389	34.1	7.6	36.8	2.9	12.2	3.5	38.6	2.6	56.9	57.0	23.2	7.7	53.4	4.1
Dekalb	DKC61-80RIB	34	111	32,778	34.1	8.0	39.2	3.4	14.7	3.6	35.5	2.6	54.8	56.0	22.3	7.4	52.2	3.8
Pioneer	P1587Q	36	115	32,611	34.2	7.6	36.9	3.0	12.1	3.4	38.1	2.5	57.2	55.1	24.1	8.0	52.6	4.2
Brevant	17Z18AM	21	117	31,111	34.3	7.7	36.9	2.9	12.2	3.4	37.9	2.6	57.7	53.6	24.7	8.3	52.2	4.3
Growmark	FS 6595X RIB	34	115	32,833	34.3	7.8	40.1	3.3	14.7	3.5	34.0	2.4	56.1	52.7	22.7	7.7	51.2	3.9
Brevant	B14F89Q	36	114	33,278	34.4	7.8	39.3	3.3	14.6	3.9	36.1	2.5	54.1	54.2	22.4	7.4	51.1	3.8
Mid-Atlantic	MA8150	RR	115	33,556	34.8	7.2	38.1	3.2	13.5	3.7	37.0	2.6	58.7	55.1	22.1	7.5	52.9	4.0
Chemgro Seeds	7789RSX	34	117	32,056	34.9	7.6	37.0	3.1	13.4	3.3	39.5	2.8	57.7	58.1	23.3	7.9	54.5	4.3
Mid-Atlantic	MA5165HD	3	116	32,333	35.2	7.2	36.8	3.0	13.0	3.4	40.1	2.6	58.3	53.7	24.2	8.3	52.5	4.3
Channel	Channel 214-22STXRIB	34	110	33,500	35.3	7.8	35.8	3.0	12.7	3.4	40.2	2.7	54.2	52.1	23.3	8.0	50.5	4.0
LG Seeds	LG66C28-3220	8	116	33,778	35.3	8.0	38.5	3.5	14.6	4.0	36.5	2.5	53.1	55.0	23.4	8.0	50.9	4.0
Kings Agriseeds	RT 65T09-D1	10	115	31,833	35.6	7.3	34.8	2.8	11.8	3.4	40.6	2.7	58.3	53.5	21.2	7.3	52.1	3.8
Growmark	FS 6818X RIB	34	118	33,667	35.6	7.8	40.1	3.5	15.4	3.6	36.6	2.5	54.2	55.1	22.9	7.8	52.2	4.1
Local Seeds	LC1506	31	115	32,222	36.0	7.6	38.8	3.5	15.0	3.6	37.9	2.6	53.4	51.7	21.7	7.6	50.2	3.8
Dyna-Gro	D57TC29	33	117	32,722	36.3	7.8	35.9	3.1	13.2	3.4	40.4	2.9	54.4	56.2	23.8	8.4	52.2	4.4
Hubner	H6755RCSS	34	115	33,333	36.5	7.4	36.5	3.0	12.9	3.4	40.0	2.8	57.6	56.7	23.6	8.4	53.7	4.5
Dekalb	DKC64-44RIB	34	114	33,556	36.5	8.1	34.6	2.8	11.6	3.5	40.5	2.7	57.5	50.0	24.2	8.6	50.8	4.3
Growmark	FS 6202V RIB	31	112	32,444	37.1	7.3	35.2	3.0	12.8	3.4	40.7	2.7	55.7	55.6	22.3	8.0	52.0	4.1
Local Seeds	LC1307	33	113	32,722	37.2	7.5	35.9	3.2	13.6	3.4	41.3	2.7	56.3	54.7	21.1	7.6	52.3	4.0
Syngenta	NK1239-5122	10	112	33,444	37.3	7.4	38.5	3.2	14.2	3.5	37.8	2.5	57.5	56.9	23.7	8.5	53.8	4.5
Seed Consultants	SC1158AM	21	115	31,000	37.5	8.1	35.1	2.8	11.1	3.4	40.3	2.6	56.4	52.6	24.2	8.8	51.4	4.5
Dyna-Gro	D55VC80	31	115	33,500	37.6	7.7	37.8	3.2	13.5	3.5	38.5	2.5	55.7	56.0	24.1	8.8	52.5	4.6
Chemgro Seeds	7305RDP	31	113	32,563	38.4	7.5	34.8	2.8	11.8	3.3	42.1	2.8	55.5	53.1	22.8	8.5	51.5	4.4
Dekalb	DKC67-42RIB	34	117	32,667	38.5	7.9	35.4	3.0	13.2	3.4	40.8	2.8	56.1	54.0	23.5	8.8	51.9	4.5
Mid-Atlantic	MA8128	31	112	32,444	38.5	7.5	35.3	2.9	12.5	3.2	41.5	2.8	55.9	50.5	23.4	8.8	50.5	4.4
Local Seeds	LC1707	31	117	33,000	39.2	8.0	36.1	3.0	12.7	3.1	40.9	2.8	55.7	51.1	24.2	9.2	50.5	4.6

# Penn State/PDMP Corn Silage Hybrid Testing Program 2021

Medium-Late maturity (107-118) day RM silage hybrids in PA

Chester, Juniata, and Lancaster Counties



**PennState Extension**  
College of Agricultural Sciences



Cooperators: Walmoore Holsteins, Reinford Farms, and Meadow Vista Dairy

Brand	Hybrid	Traits <sup>1</sup>	Relative Maturity	Pop. Plants/ac	Dry Matter % <sup>2</sup>	NIRS <sup>3</sup>						Wet Chemistry		Yield tons/ac <sup>8</sup>	OM Yield tons/ac <sup>9</sup>	OMD % <sup>10</sup>	DOM Yield tons/ac <sup>11</sup>		
						Crude Protein %DM	aNDFom %DM <sup>4</sup>	Lignin %DM	uNDF		Ash %DM	Starch %DM	TFA %DM <sup>5</sup>					NDFD	
									240 %DM	30 %DM								30 %NDF <sup>6</sup>	IVSD %Starch <sup>7</sup>
Overall Mean					35.2	7.7	37.5	3.1	13.3	3.5	38.1	2.6	56.6	54.5	23.1	7.9	52.3	4.1	
LSD(0.1)					4.3	0.5	5.5	0.6	3.2	0.6	6.8	0.4	4.0	6.3	3.5	2.0	2.8	1.0	
CV%					9.1	4.7	11.0	13.6	18.1	12.0	13.2	10.9	5.2	8.6	11.4	18.3	3.9	18.8	

<sup>1</sup> **Traits:** See tab " Trait Key" for individual trait designation.

<sup>2</sup> **Dry Matter:** Tables are sorted by dry matter. Avoid making comparisons with hybrids that differ significantly in dry matter.

<sup>3</sup> **NIRS:** Near Infrared Spectroscopy

<sup>4</sup> **aNDFom:** aNDF on an ash-free basis.

<sup>5</sup> **TFA:** Total Fatty Acids.

<sup>6</sup> **NDFD30:** is analyzed by an in vitro wet chemistry method on samples ground through a 1-mm screen and incubated for 30 hours

<sup>7</sup> **IVSD:** Starch digestibility (% of starch) is analyzed by an in vitro wet chemistry method on samples ground through a 1-mm screen and incubated for 4 hours (IVSD).

<sup>8</sup> **Yield:** Silage yields are expressed on a 35 percent DM basis; all other parameters are expressed on a dry matter basis.

<sup>9</sup> **OM Yield:** silage yield (tons/ac) expressed on an organic matter (OM) basis.

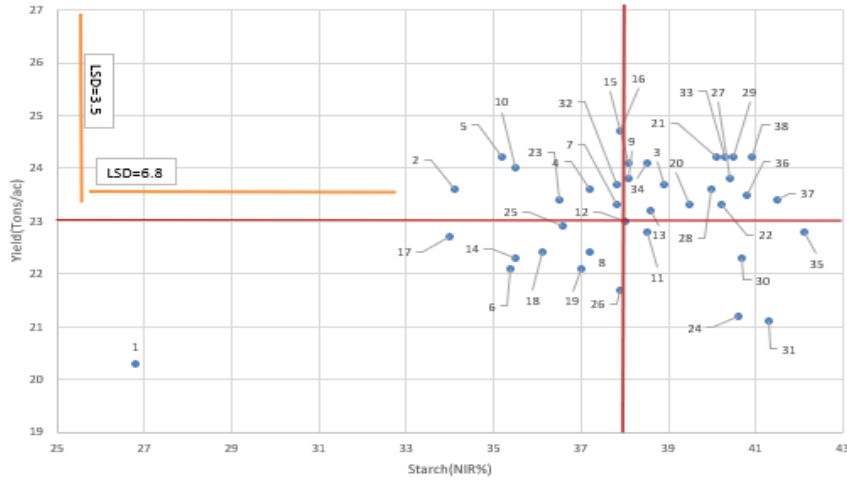
<sup>10</sup> **OMD: Organic Matter Digestibility** - Please see "OMD Story" tab for information on how to use this column

<sup>11</sup> **DOM Yield:** Yield of digestible organic matter.

NS = Not Significant

Prepared by Alex Hristov (PSU Animal Sciences), Chris Canale (Cargill), Dayton Spackman (PSU Plant Science), and James Breining (PSU Plant Science).

Late Season Hybrids  
Yield(t/ac) vs. Starch(NIR%)

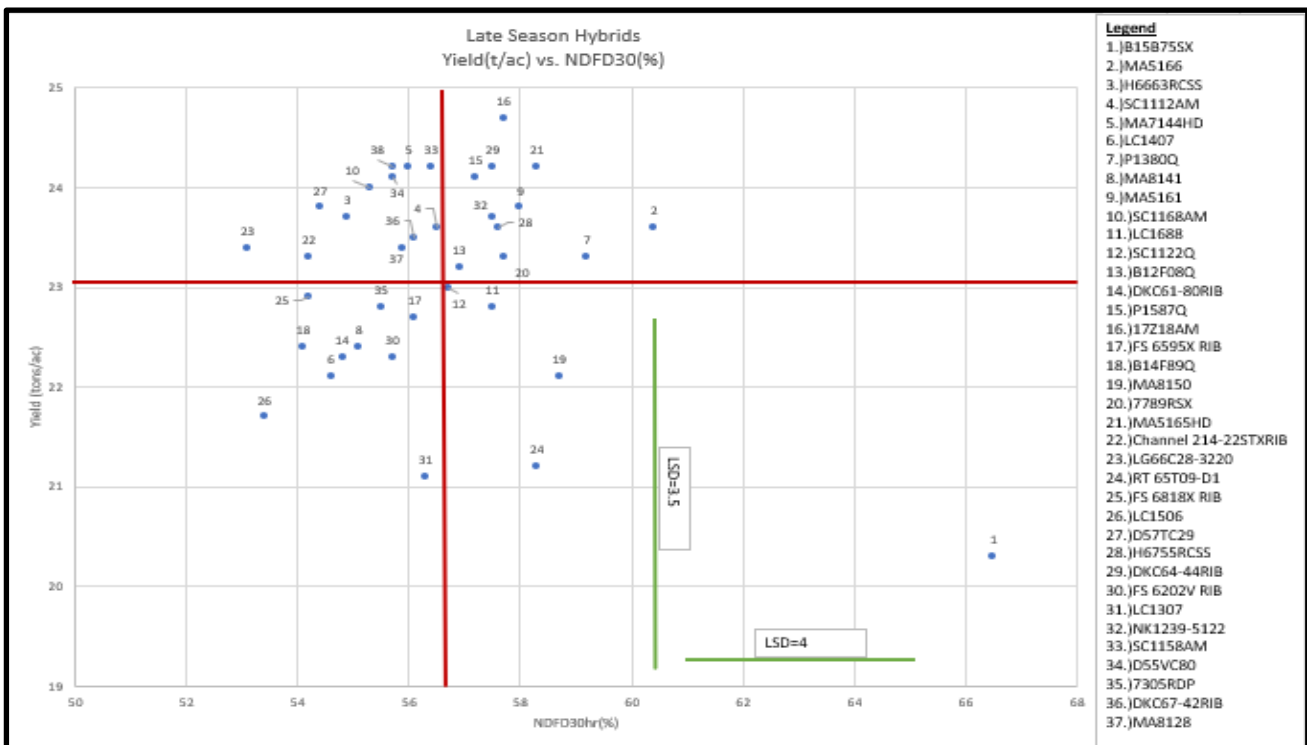


**Legend**

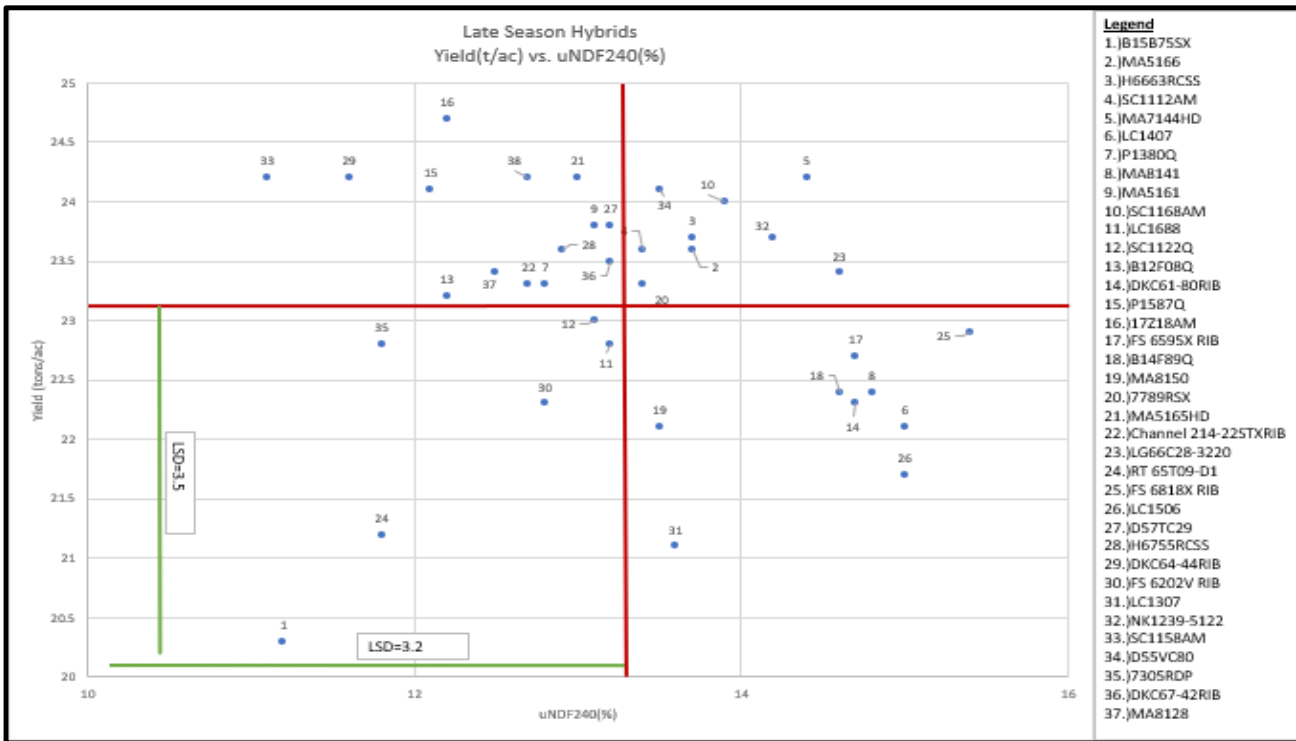
- 1.)B15B755X
- 2.)MA5166
- 3.)H6663RC55
- 4.)SC1112AM
- 5.)MA7144HD
- 6.)LC1407
- 7.)P1380Q
- 8.)MA8141
- 9.)MA5161
- 10.)SC1168AM
- 11.)LC1688
- 12.)SC1122Q
- 13.)B12F08Q
- 14.)DKC61-80RIB
- 15.)P1587Q
- 16.)17Z18AM
- 17.)FS 6595X RIB
- 18.)B14F89Q
- 19.)MA8150
- 20.)7789R5X
- 21.)MAS165HD
- 22.)Channel 214-225TXRIB
- 23.)LG66C28-3220
- 24.)RT 65T09-D1
- 25.)FS 6818X RIB
- 26.)LC1506
- 27.)D57TC29
- 28.)H6755RC55
- 29.)DKC64-44RIB
- 30.)FS 6202V RIB

- 31.)LC1307
- 32.)NK1239-5122
- 33.)SC1158AM
- 34.)D55VC80
- 35.)7305RDP
- 36.)DKC67-42RIB
- 37.)MA8128
- 38.)LC1707

\* How to use this chart: This chart can be used to determine yield (tons/ac) and Starch (NIR%) of corn silage hybrids. The horizontal line represents the Starch (NIR %) mean in this group of data. The vertical line represents the YIELD mean in this group of data. Each point represents a data point that reflects dry matter yield in tons to Starch (NIR%). The number beside the data point can be referenced to the hybrid name located within the Legend. The LSD lines represent the differences between hybrids that are significantly different at the 0.1 level.



\* How to use this chart: This chart can be used to determine yield (tons/ac) and NDFD30(%) of corn silage hybrids. The horizontal line represents NDFD30 mean in this group of data. The vertical line represents the YIELD mean in this group of data. Each point represents a data point that reflects yield to NDFD30. The number beside the data point can be referenced to the hybrid name located within the Legend. The LSD lines represent the differences between hybrids that are significantly different at the 0.1 level.



\* How to use this chart: This chart can be used to determine yield (tons/ac) and uNDF240hr(%DM) of corn silage hybrids. The horizontal line represents the uNDF240 mean in this group of data. The vertical line represents the YIELD mean in this group of data. Each point represents a data point that reflects dry matter yield in tons to uNDF240. The number beside the data point can be referenced to the hybrid name located within the legend. The LSD lines represent the differences between hybrids that are significantly different at the 0.1 level.

Table Key #	Trait Family Product	Bt protein(s)	Marketed for control of:	Resistance to a Bt protein in the trait package has developed in :	Herbicide tolerant?
Conv.	Conventional	None	None	---	No
RR2	Roundup Ready 2	None	None	---	GT
<b>Agrisure</b>					
1	Agrisure GT	None	None	---	GT
2	Agrisure 3010 & 3010A	Cry1Ab	ECB SWCB	---	GT LL
3	Agrisure 3000 GT, 3011A	Cry1Ab, mCry3A	ECB SWCB RW	RW	GT LL
4	Agrisure Viptera 3110	Cry1Ab, Vip3A	BCW CEW ECB FAW SB SWCB TAW WBC	---	GT LL
5	Agrisure Viptera 3111	Cry1Ab, mCry3A, Vip3A	BCW CEW ECB FAW SB SWCB TAW WBC RW	RW	GT LL
6	Agrisure 3120 E-Z Refuge	Cry1Ab, Cry1F	BCW ECB FAW SB SWCB	FAW WBC	REFER TO BAG FOR SPECIFIC LETTER CODE: EZ0=GT ONLY EZ1= GT LL
7	Agrisure 3122 E-Z Refuge	Cry1Ab, Cry1F, mCry3A, Cry34/35Ab1	BCW ECB FAW SB SWCB RW	FAW WBC RW	
8	Agrisure Viptera 3220 E-Z Refuge	Cry1Ab, Cry1F, Vip3A	BCW CEW ECB FAW SB SWCB TAW WBC	---	
9	Agrisure Viptera 3330 E-Z Refuge	CryAb, Vip3A, Cry1A.105+CryAb2	BCW CEW ECB FAW SB SWCB TAW WBC	---	
10	Agrisure Duracade 5122 E-Z Refuge	Cry1Ab, Cry1F, mCry3A, eCry3.1Ab	BCW ECB FAW SB SWCB RW	FAW WBC RW	
11	Agrisure Duracade 5222 E-Z Refuge	Cry1Ab, Cry1F, Vip3A, mCry3A, eCry3.1Ab	BCW CEW ECB FAW SB SWCB TAW WBC RW	RW	
<b>Herculex</b>					
12	Herculex 1 (HX1)	Cry1F	BCW ECB FAW SB SWCB	ECB FAW SWCB WBC	LL RR2 (most)
13	Herculex RW (HXRW)	Cry34/35Ab1	RW	RW	
14	Herculex XTRA (HXX)	Cry1F, Cry34/35Ab1	BCW ECB FAW SB SWCB RW	FAW SWCB WBC RW	
<b>Optimum</b>					
15	TRIssect (CHR)	Cry1F, mCry3A	BCW ECB FAW SB SWCB RW	ECB FAW SWCB WBC RW	LL RR2
16	Intrasect (YHR)	Cry1F, Cry1Ab	BCW ECB FAW SB SWCB	FAW WBC	LL RR2
17	Intrasect TRIssect (CYHR)	Cry1Ab, Cry1F, mCry3A	BCW ECB FAW SB SWCB RW	FAW WBC RW	LL RR2
18	Leptra (VYHR)	Cry1F, Cry1Ab, Vip3A	BCW CEW ECB FAW SB SWCB TAW WBC	---	LL RR2
19	Intrasect Xtra (YXR)	Cry1F, Cry1Ab, Cry34/35Ab1	BCW ECB FAW SB SWCB RW	FAW WBC RW	LL RR2
20	Intrasect Xtreme (CYXR)	Cry1F, Cry1Ab, mCry3A, Cry34/35Ab1	BCW ECB FAW SB SWCB RW	FAW WBC RW	LL RR2
21	AcreMax (AM)	Cry1F, Cry1Ab	BCW ECB FAW SB SWCB	FAW WBC	LL RR2
22	AcreMax CRW (AMRW)	Cry34/35Ab1	RW	RW	LL RR2
23	AcreMax1 (AM1)	Cry1F, Cry34/35Ab1	BCW ECB FAW SB SWCB RW	FAW SWCB WBC RW	LL RR2
24	AcreMax Leptra (AML)	Cry1Ab, Cry1F, Vip3A	BCW ECB FAW SB SWCB TAW WBC CEW	---	LL RR2
25	AcreMax TRIssect (AMT)	Cry1F, Cry1Ab, mCry3A	BCW ECB FAW SB SWCB RW	FAW WBC RW	LL RR2
26	AcreMax Xtra (AMX)	Cry1F, Cry1Ab, Cry34/35Ab1	BCW ECB FAW SB SWCB RW	FAW WBC RW	LL RR2
27	AcreMax Xtreme (AMXT)	Cry1F, Cry1Ab, mCry3A, Cry34/35Ab1	BCW ECB FAW SB SWCB RW	FAW WBC RW	LL RR2
<b>Yieldgard/Genuity</b>					
28	YieldGard CB (YGCB)	Cry1Ab	ECB SWCB	---	RR2
29	YieldGard VT Rootworm (YGRW)	Cry3Bb1	RW	RW	RR2
30	YieldGard VT Triple	Cry1Ab, Cry3Bb1	ECB SWCB RW	RW	RR2
31	VT Double PRO VT Double PRO RIB complete	Cry1A.105, Cry2Ab2	CEW ECB FAW SB SWCB	CEW	RR2
32	VT Triple PRO VT Triple PRO RIB complete	Cry1A.105, Cry2Ab2, Cry3Bb1	CEW ECB FAW SB SWCB RW	CEW RW	RR2
33	Trecepta (or RIB complete)	Cry1A.105, Cry2Ab2, Vip3A	BCW CEW ECB FAW SB SWCB TAW WBC	---	RR2
<b>Others</b>					
34	Smartstax Smartstax Refuge Advanced Smartstax RIB Complete	Cry1A.105, Cry2Ab2, Cry1F, Cry3Bb1, Cry34/35Ab1	BCW CEW ECB FAW SB SWCB RW	CEW WBC RW	LL RR2
35	Powercore (or Refuge Advanced)	Cry1A.105, Cry2Ab2, Cry1F	BCW ECB FAW SB SWCB CEW	CEW WBC	LL RR2
36	QROME (Q)	Cry1Ab, Cry1F, mCry3A, Cry34/35Ab1	BCW ECB FAW SB SWCB	FAW WBC RW	LL RR2
	<b>BCW</b> = black cutworm	<b>SB</b> = stalk borer	<b>GT</b> = glyphosate tolerant		
	<b>CEW</b> = corn earworm	<b>SWCB</b> = southern corn borer	<b>LL</b> = Liberty Link, glufosinate tolerant		
	<b>ECB</b> = European corn borer	<b>TAW</b> = true armyworm	<b>RR2</b> = Roundup Ready 2, glyphosate tolerant		
	<b>FAW</b> = fall armyworm	<b>WBC</b> = western bean cutworm			
	<b>RW</b> = corn rootworm				

Source: <https://www.texasinsects.org/bt-corn-trait-table.html>



# The OMD Index

The digestibility of nutrients in corn silage is paramount when determining nutritional value. Starch and NDF are responsible for much of the digestible energy in corn silage. In order to give dairy producers and nutritionist a tool to evaluate corn silage hybrids, we developed a new digestibility index, called the Organic Matter Digestibility Index (OMDI or just OMD), and is based on digestibility of protein, fat, NDF, and starch, the sum of which makes up approximately 86-88% of the organic matter in corn silage.

The OMD index represents the digestible portion of silage organic matter and is based on chemical analyses only. It does not predict dry matter intake or milk production, although numerous studies clearly show that digestibility of forage organic matter is directly related to lactation performance of dairy cows. The OMD index does not represent the absolute digestibility of silage organic matter, as this can be reliably determined only in experiments with live animals. But, OMD is representative of the potentially digestible organic matter of the whole plant and can be used to compare silage hybrids. Furthermore, simulation analyses using the Cornell Net Carbohydrate and Protein System (CNCPS v.7.0; Cornell University, Ithaca, NY) show that OMD correlates reasonably well with model-predicted milk production of dairy cows fed a standard diet containing approx. 40% corn silage (dry matter basis).

## How is the OMD Index Used?

Feeding value of corn silage is mostly associated with digestibility of NDF or starch. A long-standing goal of PDMP is to create a single measure of silage nutritive value using several variables associated with digestibility. Traditional variables, crude protein (accounted for fiber-bound nitrogen), NDF, starch, lignin, and fat, are combined with in vitro digestibility determinations for NDF (NDFD30) and starch (IVSD; 4-hour, 1-mm grind). Once combined, these digestibility coefficients sum to predict OMD.

The OMD Index is calculated using the following equation:  $OMDI (\%) = \{[(\text{crude protein} - \text{NDFCP}) \times 0.89] + (\text{total fatty acids} \times 0.75) + (\text{starch} \times \text{IVSD} \div 100) + [(\text{aNDFom} - \text{lignin}) \times \text{NDFD30} \div 100]\} \div [(\text{crude protein} - \text{NDFCP}) + \text{total fatty acids} + \text{starch} + (\text{aNDFom} - \text{lignin})] \times 100$ .

Where: OMDI (%) is **Organic Matter Digestibility Index**; crude protein, total fatty acids, starch, NDFCP (NDF-bound crude protein), aNDFom (ash-free basis, amylase-treated NDF), and lignin (ash-free) are expressed as % of corn silage dry matter; 0.89 is assumed (based on literature data) coefficient of digestibility of silage crude protein; 0.75 is assumed (based on literature data) coefficient of digestibility of silage total fatty acids; IVSD is starch digestibility (by wet chemistry at 4-hour and sample ground through a 1-mm sieve) expressed as % of starch; and NDFD30 is NDF digestibility at 30 h in vitro (by wet chemistry and sample ground through a 1-mm sieve) expressed as % of NDF.

**Use of OMDI:** The OMD index is intended to represent the digestible portion of silage dry matter and is based on chemical analyses. OMD does not represent the absolute digestibility of silage organic matter, but it is representative of the potentially digestible organic matter and can be used when comparing silage hybrids.

**Simply put, the higher the OMD value, the higher the overall expected digestibility of the silage.** OMD reflects the digestibility of key nutrients within the entire plant. Producers without carryover of silage should consider the interaction of OMD and DOM (digestible organic matter yield per acre) as yield of digestible organic matter will be equally as relevant as OMD.

## Conclusion

Organic matter digestibility is not a new measure. For years, researchers and nutritionists have used digestibility estimates to formulate rations for dairy cattle. Today, integrating these data is a useful practice to gauge silage value and match hybrid to farm needs. Put simply, OMD measures whole plant digestibility. Emphasis is on digestibility of all main nutrients. In the end, we hope OMD serves to facilitate discussion among producer, seed consultant, and dairy nutritionist as to which hybrids offer the best nutrient value for dairy cows.