# 2026

# Professional Dairy Managers of Pennsylvania (PDMP)

## Corn Silage Hybrid Performance Trial Results



Prepared by: Dr. Alex Hristov (PSU Animal Sciences), Dr. Chris Canale (Cargill), Dr.Sergio Francisco (Cargill), Dr.Leoni Martins (PSU Animal Sciences), Hanna Wells(PSU Plant Science), Dayton Spackman (PSU Plant Science), Cassidy Bumbaugh (PSU Plant Science), and Dr.Charlie White (PSU Plant Science)

# PDMP Corn Silage Hybrid Testing Program 2026

PDMP Professional Dairy Managers of Pennsylvania

*in collaboration with*

PennState Extension College of Agricultural Sciences

**Early maturity (88-103) day RM silage hybrids in Centre, Clinton, and Tioga Counties**

**Notes:** See individual location data for background information

**Cooperators:** Fritz Farms, PSU Agronomy Research Farm, and Schrack Farms

| Brand | Hybrid | Traits[1] | Relative Maturity | Pop. Plants/ac | Dry Matter %[2] | Crude Protein %DM | Lignin %DM | Ash %DM | Starch %DM | TFA %DM | NDFom %DM | uNDF 240 hr %DM | NDFD 30 %NDF | IVSD %Starch[3] | Fresh Yield tons/ac[4] | OM Yield tons/ac[5] | DOM Yield tons/ac[6] | OMD %[7] |
|---|---|---|---|---|---|---|---|---|---|---|---|---|---|---|---|---|---|---|
| **88-97 day hybrids** | | | | | | | | | | | | | | | | | | |
| Hoegemeyer | 6371V | 51 | 93 | 34,000 | 38.1 | 7.4 | 1.9 | 2.7 | 46.0 | 2.7 | 29.8 | 8.5 | 56.7 | 67.0 | 22.0 | 7.5 | 4.9 | 65.5 |
| Kings Agriseeds | RT 38T89 | 17 | 88 | 33,333 | 35.5 | 7.8 | 2.5 | 3.3 | 39.6 | 2.5 | 35.6 | 11.2 | 52.8 | 66.5 | 19.4 | 6.6 | 4.1 | 62.8 |
| Channel | 195-40VT4PRIB | 57 | 95 | 34,000 | 33.7 | 7.4 | 2.2 | 2.9 | 39.3 | 2.5 | 34.8 | 10.0 | 57.4 | 67.7 | 22.3 | 7.6 | 5.0 | 65.7 |
| Revere Seeds | 092-Y41 RIB | 57 | 92 | 34,000 | 33.6 | 7.3 | 2.3 | 2.9 | 38.6 | 2.5 | 37.0 | 10.8 | 56.3 | 66.9 | 21.6 | 7.3 | 4.7 | 64.4 |
| Hoegemeyer | 6643PCE | 34 | 96 | 34,000 | 33.4 | 7.6 | 2.0 | 3.0 | 41.8 | 2.5 | 32.2 | 9.1 | 57.9 | 67.6 | 22.7 | 7.7 | 5.1 | 65.9 |
| Dyna-Gro | D33SP06RIB | 43 | 93 | 34,000 | 33.3 | 7.6 | 2.1 | 2.9 | 40.5 | 2.8 | 33.0 | 9.3 | 59.4 | 67.1 | 21.4 | 7.3 | 4.8 | 66.1 |
| Growmark | FS 4665P RIB | 45 | 96 | 34,000 | 33.2 | 7.3 | 2.0 | 2.9 | 40.2 | 2.6 | 33.0 | 9.4 | 58.2 | 68.3 | 22.5 | 7.7 | 5.1 | 66.2 |
| Hoegemeyer | 6653V | 51 | 96 | 34,000 | 33.2 | 7.4 | 2.2 | 3.2 | 40.2 | 2.4 | 33.9 | 9.7 | 57.6 | 68.3 | 21.2 | 7.2 | 4.7 | 65.9 |
| Channel | 193-40VT4PRIB | 57 | 93 | 33,000 | 33.0 | 7.2 | 2.3 | 2.9 | 39.2 | 2.6 | 35.3 | 10.5 | 56.6 | 68.0 | 21.6 | 7.3 | 4.8 | 65.2 |
| Growmark | FS 4565F RIB | 57 | 95 | 34,000 | 32.1 | 7.4 | 2.1 | 3.0 | 37.0 | 2.5 | 36.1 | 9.7 | 60.0 | 67.8 | 20.5 | 7.0 | 4.6 | 66.3 |
| Dekalb | DKC093-05RIB | 42 | 93 | 33,833 | 30.9 | 7.4 | 2.3 | 3.0 | 36.6 | 2.3 | 36.4 | 10.3 | 58.0 | 68.2 | 21.1 | 7.2 | 4.7 | 65.6 |
| Dyna-Gro | D36SP96RIB | 43 | 96 | 33,389 | 30.6 | 7.6 | 2.3 | 3.1 | 36.8 | 2.4 | 35.7 | 10.6 | 57.5 | 67.7 | 19.8 | 6.7 | 4.4 | 65.2 |
| Kings Agriseeds | RT 44T29 | 19 | 94 | 33,167 | 30.2 | 8.2 | 2.4 | 3.5 | 35.5 | 2.4 | 35.4 | 11.2 | 55.1 | 66.8 | 20.3 | 6.9 | 4.4 | 63.9 |
| Seedway | SW 9595DV | 19 | 95 | 31,722 | 29.5 | 8.0 | 2.2 | 3.3 | 37.3 | 2.5 | 33.5 | 10.1 | 55.6 | 67.3 | 18.5 | 6.3 | 4.1 | 64.7 |
| | | | ***88-97 day means*** | | ***32.9*** | ***7.5*** | ***2.2*** | ***3.0*** | ***39.2*** | ***2.5*** | ***34.4*** | ***10.0*** | ***57.1*** | ***67.5*** | ***21.1*** | ***7.2*** | ***4.7*** | ***65.2*** |
| **98-103 day hybrids** | | | | | | | | | | | | | | | | | | |
| Dekalb | DKC098-55RIB | 42 | 98 | 34,039 | 32.9 | 7.6 | 2.0 | 3.0 | 38.6 | 2.6 | 33.9 | 9.4 | 59.5 | 67.5 | 22.6 | 7.7 | 5.1 | 66.2 |
| Seedway | SW 9822VT | 53 | 98 | 33,883 | 32.5 | 7.5 | 2.2 | 3.1 | 38.2 | 2.4 | 35.6 | 10.6 | 56.3 | 67.4 | 20.5 | 6.9 | 4.5 | 64.7 |
| Dekalb | DKC101-33RIB | 43 | 101 | 33,222 | 30.6 | 7.5 | 2.1 | 2.9 | 38.3 | 2.6 | 34.7 | 9.7 | 59.8 | 67.7 | 21.7 | 7.4 | 4.9 | 66.4 |
| Revere Seeds | 102-S54 RIB | 43 | 102 | 33,333 | 30.2 | 7.7 | 2.2 | 3.1 | 38.3 | 2.5 | 33.3 | 9.9 | 57.0 | 67.4 | 22.0 | 7.5 | 4.9 | 65.3 |
| Chemgro | 6364PCE | 34 | 103 | 33,500 | 29.3 | 7.7 | 2.2 | 3.2 | 36.0 | 2.4 | 35.9 | 10.3 | 58.8 | 67.9 | 20.5 | 6.9 | 4.6 | 65.8 |
| | | | ***98-103 day means*** | | ***31.1*** | ***7.6*** | ***2.1*** | ***3.1*** | ***37.9*** | ***2.5*** | ***34.7*** | ***10.0*** | ***58.3*** | ***67.6*** | ***21.5*** | ***7.3*** | ***4.8*** | ***65.7*** |
| | | | | | | | | | | | | | | | | | | |
| | | | **Overall Mean** | | **32.4** | **7.5** | **2.2** | **3.0** | **38.8** | **2.5** | **34.5** | **10.0** | **57.4** | **67.5** | **21.2** | **7.2** | **4.7** | **65.4** |
| | | | **LSD(0.1)** | | **1.9** | **0.2** | **0.2** | **0.2** | **2.6** | **0.2** | **2.0** | **0.9** | **1.4** | **0.5** | **1.5** | **0.5** | **0.4** | **0.7** |
| | | | **CV%** | | **7.5** | **3.3** | **9.9** | **10.1** | **8.7** | **7.9** | **7.5** | **11.0** | **3.2** | **1.0** | **8.9** | **9.0** | **9.6** | **1.4** |

[1] **Traits:** See tab " Trait Key" for individual trait designation.

[2] **Dry Matter:** Tables are sorted by dry matter. *Avoid making comparisons with hybrids that differ significantly in dry matter.*

[3] **IVSD:** Starch digestibiliy (% of starch) is analyzed by an NIRS method on samples ground through a 4-mm screen and incubated for 7 hours (IVSD).

[4] **Fresh Yield:** Silage yields are expressed on a 35 percent DM basis; all other parameters are expressed on a dry matter basis.

[5] **OM Yield:** Silage yield (tons/ac) expressed on an organic matter (OM) basis.

[6] **DOM Yield:** Yield of digestible organic matter.

[7] **OMD: Organic Matter Digestibility -** Please see "OMD Story" tab for information on how to use this column

**NS** = Not Significant

Prepared by: Dr. Alex Hristov (PSU Animal Sciences), Dr. Chris Canale (Cargill), Dr.Sergio Francisco (Cargill), Dr.Leoni Martins (PSU Animal Sciences), Hanna Wells(PSU Plant Science), Dayton Spackman (PSU Plant Science), Cassidy Bumbaugh (PSU Plant Science), and Dr.Charlie White (PSU Plant Science)

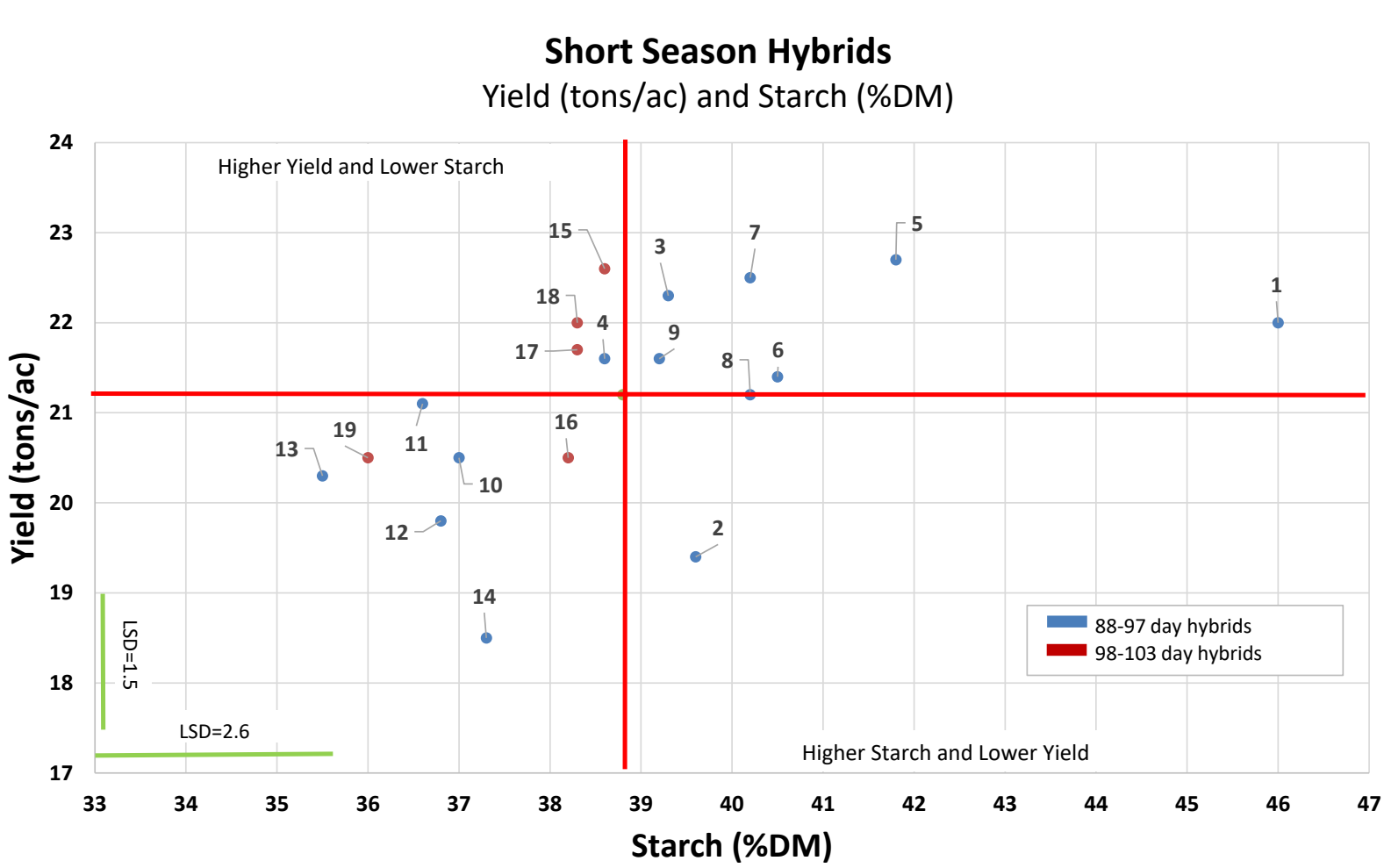


**Legend**

1.) Hoegemeyer 6371V
2.) Kings Agriseeds RT 38T89
3.) Channel 195-40VT4PRIB
4.) Revere Seeds 092-Y41 RIB
5.) Hoegemeyer 6643PCE
6.) Dyna-Gro D33SP06RIB
7.) Growmark FS 4665P RIB
8.) Hoegemeyer 6653V
9.) Channel 193-40VT4PRIB
10.) Growmark FS 4565F RIB
11.) Dekalb DKC093-05RIB
12.) Dyna-Gro D36SP96RIB
13.) Kings Agriseeds RT 44T29
14.) Seedway SW 9595DV
15.) Dekalb DKC098-55RIB
16.) Seedway SW 9822VT
17.) Dekalb DKC101-33RIB
18.) Revere Seeds 102-S54 RIB
19.) Chemgro 6364PCE

*How to use this chart: This chart can be used to determine yield (tons/ac) and starch(%DM) of corn silage hybrids. The horizontal line represents the starch mean in this group of data. The vertical line represents the fresh yield mean in this group of data. Each point represents a data point that reflects fresh yield to starch. The number beside the data point can be referenced to the hybrid name located within the legend. The LSD lines represent differences between hybrids that are significantly different at the 0.1 level. These lines can be moved around within the plot of data.

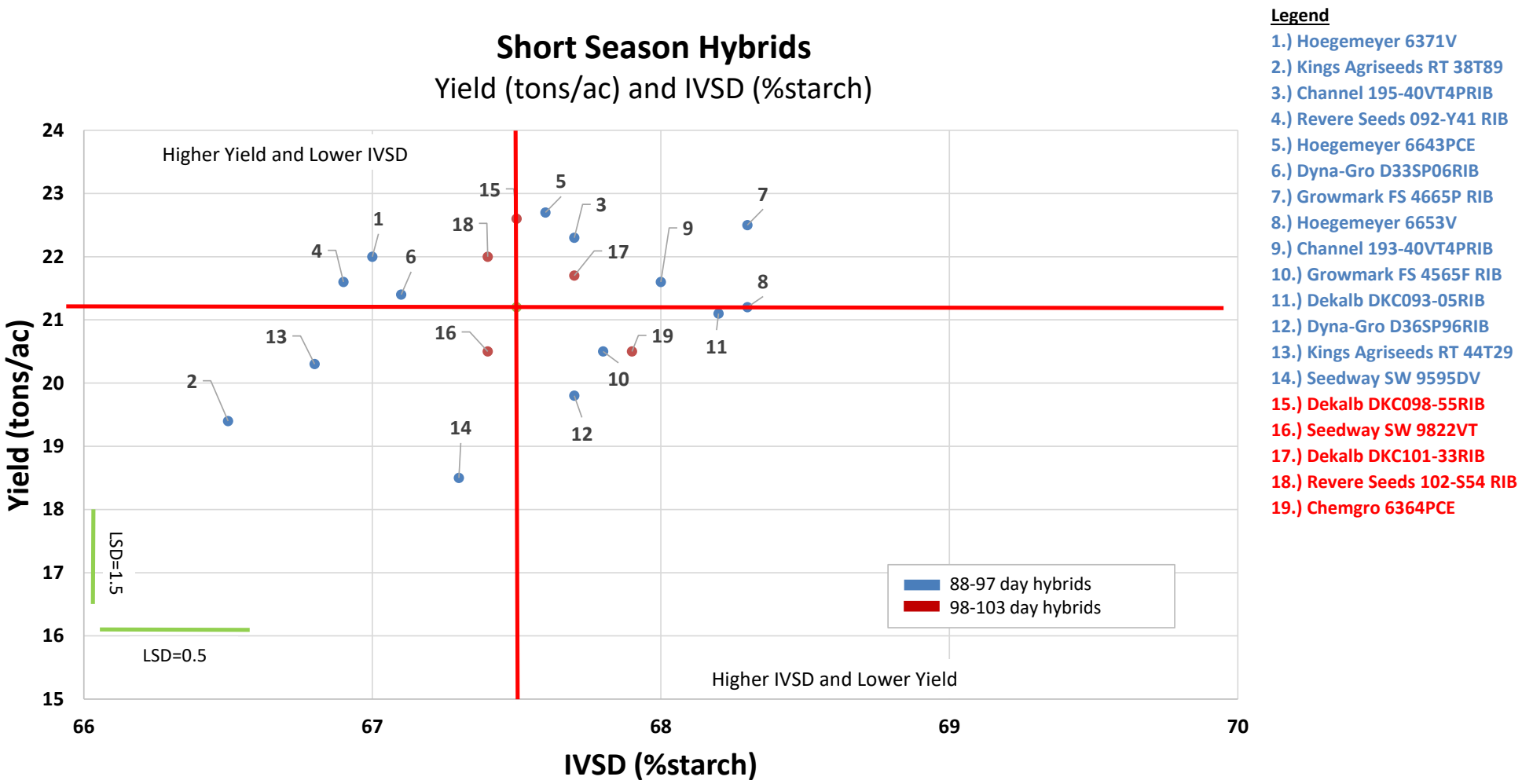


**Legend**

1.) Hoegemeyer 6371V
2.) Kings Agriseeds RT 38T89
3.) Channel 195-40VT4PRIB
4.) Revere Seeds 092-Y41 RIB
5.) Hoegemeyer 6643PCE
6.) Dyna-Gro D33SP06RIB
7.) Growmark FS 4665P RIB
8.) Hoegemeyer 6653V
9.) Channel 193-40VT4PRIB
10.) Growmark FS 4565F RIB
11.) Dekalb DKC093-05RIB
12.) Dyna-Gro D36SP96RIB
13.) Kings Agriseeds RT 44T29
14.) Seedway SW 9595DV
15.) Dekalb DKC098-55RIB
16.) Seedway SW 9822VT
17.) Dekalb DKC101-33RIB
18.) Revere Seeds 102-S54 RIB
19.) Chemgro 6364PCE

*How to use this chart: This chart can be used to determine yield (tons/ac) and IVSD(%starch) of corn silage hybrids. The horizontal line represents the IVSD mean in this group of data. The vertical line represents the fresh yield mean in this group of data. Each point represents a data point that reflects fresh yield to IVSD. The number beside the data point can be referenced to the hybrid name located within the legend. The LSD lines represent differences between hybrids that are significantly different at the 0.1 level. These lines can be moved around within the plot of data.

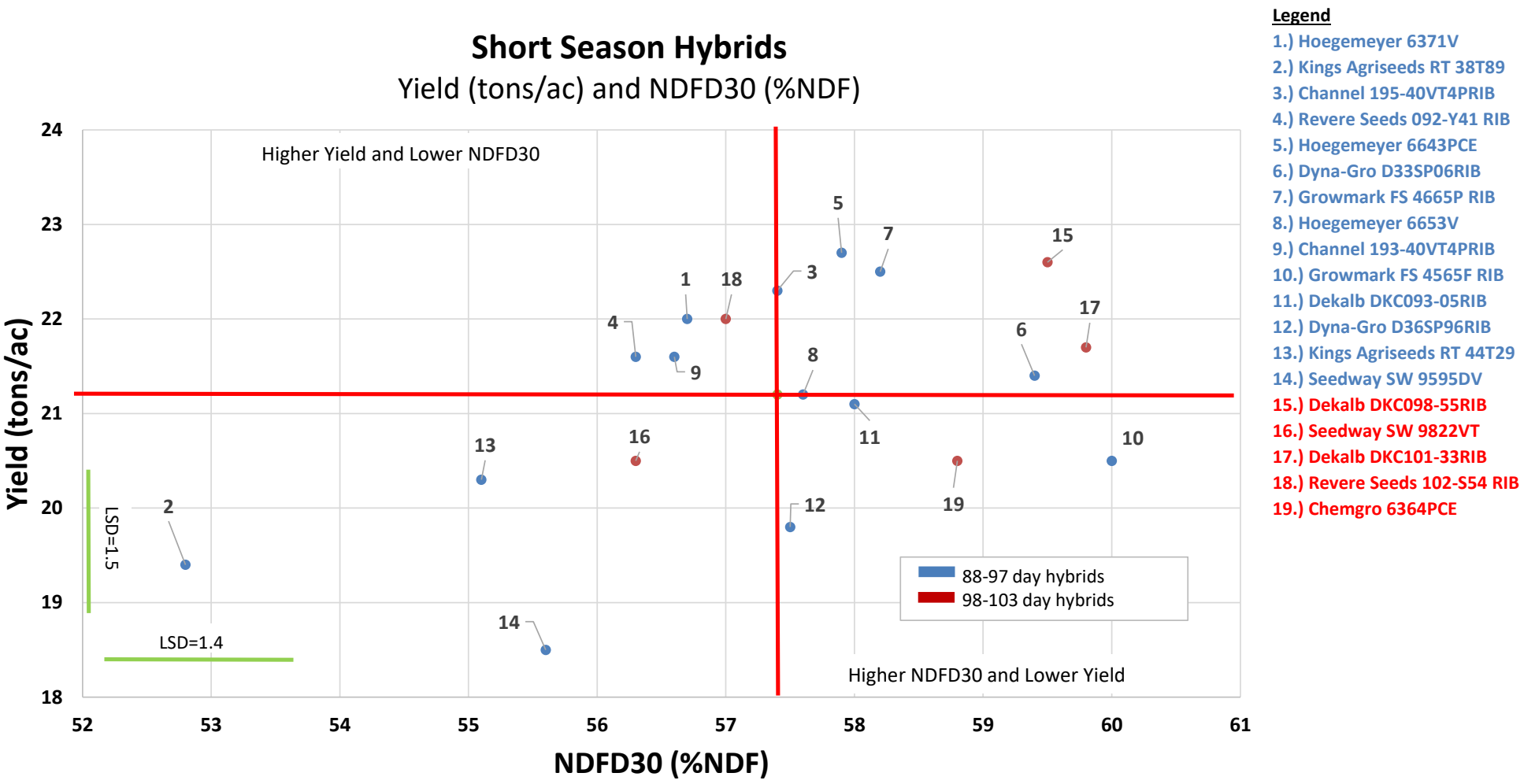


**Legend**

1.) Hoegemeyer 6371V
2.) Kings Agriseeds RT 38T89
3.) Channel 195-40VT4PRIB
4.) Revere Seeds 092-Y41 RIB
5.) Hoegemeyer 6643PCE
6.) Dyna-Gro D33SP06RIB
7.) Growmark FS 4665P RIB
8.) Hoegemeyer 6653V
9.) Channel 193-40VT4PRIB
10.) Growmark FS 4565F RIB
11.) Dekalb DKC093-05RIB
12.) Dyna-Gro D36SP96RIB
13.) Kings Agriseeds RT 44T29
14.) Seedway SW 9595DV
15.) Dekalb DKC098-55RIB
16.) Seedway SW 9822VT
17.) Dekalb DKC101-33RIB
18.) Revere Seeds 102-S54 RIB
19.) Chemgro 6364PCE

*How to use this chart: This chart can be used to determine yield (tons/ac) and NDFD30 (%NDF) of corn silage hybrids. The horizontal line represents the NDFD30 mean in this group of data. The vertical line represents the fresh yield mean in this group of data. Each point represents a data point that reflects fresh yield to NDFD30. The number beside the data point can be referenced to the hybrid name located within the legend. The LSD lines represent differences between hybrids that are significantly different at the 0.1 level. These lines can be moved around within the plot of data.

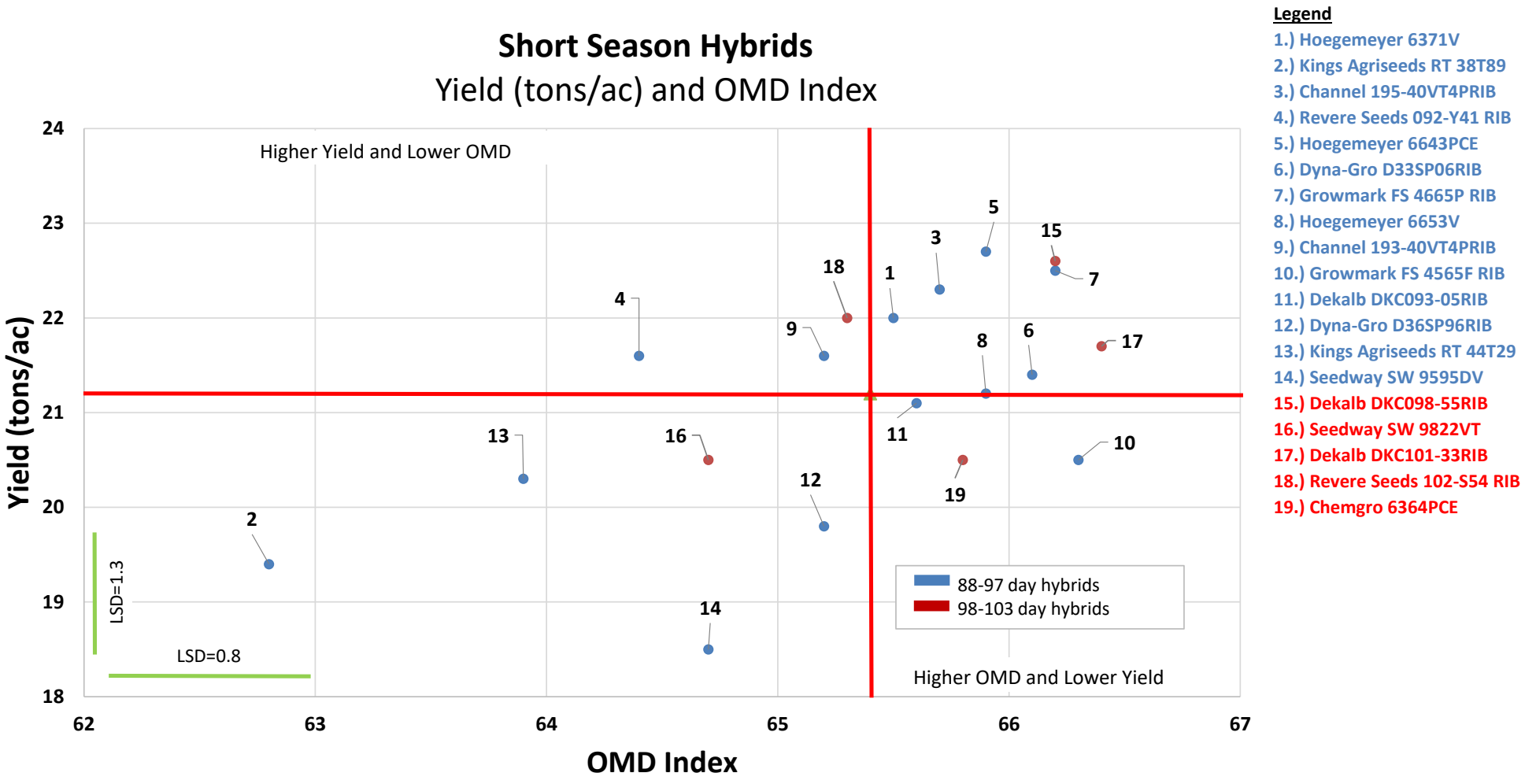


**Legend**

1.) Hoegemeyer 6371V
2.) Kings Agriseeds RT 38T89
3.) Channel 195-40VT4PRIB
4.) Revere Seeds 092-Y41 RIB
5.) Hoegemeyer 6643PCE
6.) Dyna-Gro D33SP06RIB
7.) Growmark FS 4665P RIB
8.) Hoegemeyer 6653V
9.) Channel 193-40VT4PRIB
10.) Growmark FS 4565F RIB
11.) Dekalb DKC093-05RIB
12.) Dyna-Gro D36SP96RIB
13.) Kings Agriseeds RT 44T29
14.) Seedway SW 9595DV
15.) Dekalb DKC098-55RIB
16.) Seedway SW 9822VT
17.) Dekalb DKC101-33RIB
18.) Revere Seeds 102-S54 RIB
19.) Chemgro 6364PCE

*How to use this chart: This chart can be used to determine yield (tons/ac) and the OMD Index of corn silage hybrids. The horizontal line represents the OMD Index mean in this group of data. The vertical line represents the fresh yield mean in this group of data. Each point represents a data point that reflects fresh yield to the OMD Index. The number beside the data point can be referenced to the hybrid name located within the legend. The LSD lines represent differences between hybrids that are significantly different at the 0.1 level. These lines can be moved around within the plot of data.

https://www.texasinsects.org/uploads/4/9/3/0/49304017/bttraittable_aug2025.pdf

| Trait ID | Principal trait packages available in the U.S. (alternate names in parentheses) | Letter Code | Traits in the package ********** Font type denotes target: caterpillar or *rootworm* | Expected control by traits in the package *one or more remain effective (x) *resistance to all, widespread (R) / localized(RL) | | | | | | | | | | | Refuge in northern states (higher in the south) | Weed control Trait * check bag tag |
|---|---|---|---|---|---|---|---|---|---|---|---|---|---|---|---|---|
| | | | | BCW | CEW | ECB | FAW | SB | SCB | SCWB | TAW | WBC | *NCR* | *WCR* | | |
| 1 | Conventional | | | | | | | | | | | | | | | |
| 2 | Roundup Ready 2 | | | | | | | | | | | | | | | GLY |
| 3 | AcreMax | AM | Cry1Ab Cry1F | x | R | RL | RL | x | x | RL | | R | | | 5% blend | GLY LL |
| 5 | AcreMax Leptra | AML | Cry1Ab Cry1F Vip3A | x | x | RL | x | x | x | x | x | x | | | 5% blend | GLY LL |
| 6 | AcreMax Xtra | AMX | Cry1Ab Cry1F *Cry34/35Ab1* | x | R | RL | RL | x | x | RL | | R | RL | R | 10% blend | GLY LL |
| 7 | AcreMax Xtreme | AMXT | Cry1Ab Cry1F *Cry34/35Ab1 mCry3A* | x | | RL | RL | x | x | RL | | R | x | R | 5% blend | GLY LL |
| 10 | Agrisure Above (Agrisure3120EZ) | AA | Cry1Ab Cry1F | x | R | RL | RL | x | x | RL | | R | | | 5% blend | GLY LL* |
| 11 | AA Refuge Renew (Agrisure3120) | | | | | | | | | | | | | | Renew: 5% | |
| 13 | Agrisure Total (Agrisure3122EZ) | AT | Cry1Ab Cry1F *Cry34/35Ab1 mCry3A* | x | R | RL | RL | x | x | RL | | R | x | R | 5% blend | GLY LL* |
| 14 | AT Refuge Renew (Agrisure3122) | | | | | | | | | | | | | | Renew: 5% | |
| 15 | Agrisure Viptera 3110 | 3110 | Cry1Ab Vip3A | x | x | RL | x | x | x | x | x | x | | | 20% | GLY LL |
| 16 | Agrisure Viptera 3111 | 3111 | Cry1Ab Vip3A *mCry3A* | x | x | RL | x | x | x | x | x | x | x | R | 20% | GLY LL |
| 17 | Duracade (Agrisure5122EZ) | D | Cry1Ab Cry1F *eCry3.1Ab mCry3A* | x | R | RL | RL | x | x | RL | | R | x | R | 5% blend | GLY LL* |
| 18 | D Refuge Renew (Agrisure5122) | | | | | | | | | | | | | | Renew: 5% | |
| 19 | Duracade Viptera (Agrisure5222EZ) | DV | Cry1Ab Cry1F Vip3A *eCry3.1Ab mCry3A* | x | x | RL | x | x | x | x | x | x | x | R | 5% blend | GLY LL* |
| 20 | DV Refuge Renew (Agrisure 5222) | | | | | | | | | | | | | | Renew: 5% | |
| 21 | Duracade Viptera Z3 (Agrisure5332EZ) | DVZ | Cry1Ab Cry1A.105 Cry2Ab2 Vip3A | x | x | RL | x | x | x | x | x | x | x | R | 5% blend | GLY LL* |
| 22 | DVZ Refuge Renew (Agrisure5332) | | | | | | | | | | | | | | Renew: 5% | |
| 26 | Intrasect | YHR | Cry1Ab Cry1F | x | R | RL | RL | x | x | RL | | R | | | 5% | GLY LL |
| 30 | Leptra | VYHR | Cry1Ab Cry1F Vip3A | x | x | RL | x | x | x | x | x | x | | | 5% | GLY LL |
| 32 | PowerCore Refuge Adv. | PWRA | Cry1A.105 Cry2Ab2 Cry1F | x | R | RL | x | x | x | RL | | R | | | 5% blend | GLY LL |
| 33 | PowerCore Enlist | PWE | Cry1A.105 Cry2Ab2 Cry1F | x | R | RL | x | x | x | RL | | R | | | 5% | GLY LL |
| 34 | or Enlist Refuge Advanced | PCE | | | | | | | | | | | | | Adv 5% blend | Enlist |
| 35 | PowerCore Ultra Enlist | PWUE | Cry1A.105 Cry2Ab2 Cry1F Vip3A | x | x | RL | x | x | x | x | x | x | | | 5% | GLY LL |
| 36 | or Ultra Enlist Refuge Advanced | PCUE | | | | | | | | | | | | | Adv 5% blend | Enlist |
| 37 | QROME | Q | Cry1Ab Cry1F *Cry34/35Ab1 mCry3A* | x | R | RL | RL | x | x | RL | | R | x | R | 5% blend | GLY LL |
| 38 | SmartStax or Genuity SS | SS SX | Cry1A.105 Cry2Ab2 Cry1F *Cry3Bb1* *Cry34/35Ab1* | x | R | RL | x | x | x | RL | | R | RL | R | 5% | GLY LL |
| 39 | SmartStax Enlist | SSE | Same as SmartStax | x | R | RL | x | x | x | RL | | R | RL | R | 5% | GLY LL |
| | SS Enlist Refuge Advanced | | | | | | | | | | | | | | Adv 5% blend | Enlist |
| 40 | SmartStax Refuge Advanced | SXRA | Same as SmartStax | x | R | RL | x | x | x | RL | | R | RL | R | 5% blend | GLY LL |
| 41 | SmartStax RIB Complete | | | | | | | | | | | | | | | |
| 43 | SmartStax PRO | SSPro | Cry1A.105 Cry2Ab2 Cry1F *Cry3Bb1* *Cry34/35Ab1 dvSnf7* | x | R | RL | x | x | x | RL | | R | x | x | 5% | GLY LL |
| 44 | SmartStax PRO Enlist | SSPro | Same as SmartStax Pro | x | R | RL | x | x | x | RL | | R | x | x | 5% | GLY LL |
| 45 | SSPro Enlist Refuge Advanced | | | | | | | | | | | | | | Adv 5% blend | Enlist |
| | SmartStax PRO Refuge Advanced | SSPro | Same as SmartStax Pro | x | R | RL | x | x | x | RL | | R | x | x | 5% blend | GLY LL |
| | RIB Complete or w/RNAi Tech | | | | | | | | | | | | | | | |
| 46 | Trecepta RIB Complete | TRERIB | Cry1A.105 Cry2Ab2 Vip3A | x | x | RL | x | x | x | x | x | x | | | 5% blend | GLY |
| 47 | Viptera (Agrisure3220EZ) | V | Cry1Ab Cry1F Vip3A | x | x | RL | x | x | x | x | x | x | | | 5% blend | GLY LL* |
| 48 | Vip Refuge Renew (Agrisure3220) | | | | | | | | | | | | | | Renew: 5% | |
| 49 | Viptera Z3 (Agrisure3330EZ) | VZ | Cry1Ab Cry1A.105 Cry2Ab2 Vip3A | x | x | RL | x | x | x | x | x | x | | | 5% blend | GLY LL* |
| 50 | VZ Refuge Renew (Agrisure3330) | | | | | | | | | | | | | | Renew: 5% | |
| 51 | Vorceed Enlist | V | Cry1A.105 Cry2Ab2 Cry1F *Cry3Bb1* *Cry34/35Ab1 dvSnf7* | x | R | RL | x | x | x | RL | | R | x | x | 5% blend | GLY LL<br>Enlist |
| 52 | Vorceed Enlist Structured<br>- *Expected in 2026* | VS | Cry1A.105 Cry2Ab2 Cry1F *Cry3Bb1* *Cry34/35Ab1 dvSnf7* | x | R | RL | x | x | x | RL | | R | x | x | 5% | GLY LL<br>Enlist |
| 53 | VT Double PRO | VT2P | Cry1A.105 Cry2Ab2 | | R | RL | x | x | x | RL | | | | | 5% | GLY |
| 54 | VT2 PRO RIB Complete | VT2PRIB | Cry1A.105 Cry2Ab2 | | R | RL | x | x | x | RL | | | | | 5% blend | GLY |
| 56 | VT3 PRO RIB Complete | VT3PRIB | Cry1A.105 Cry2Ab2 *Cry3Bb1* | | R | RL | x | x | x | RL | | | RL | R | 10% blend | GLY |
| 57 | VT4 PRO w/RNAi Technology | VT4PRO | Cry1A.105 Cry2Ab2 Vip3A *Cry3Bb1 dvSnf7* | x | x | RL | x | x | x | x | x | x | x | x | 5% blend | GLY |

# The OMD Index

The digestibility of nutrients in corn silage is paramount when determining nutritional value. Starch and NDF are responsible for much of the digestible energy in corn silage. In order to give dairy producers and nutritionist a tool to evaluate corn silage hybrids, we developed a new digestibility index, called the Organic Matter Digestibility Index (OMDI or just OMD), and is based on digestibility of protein, fat, NDF, and starch. The sum of which makes up approximately 86-88% of the organic matter in corn silage.

The OMD index represents the digestible portion of silage organic matter and is based on chemical analyses only. It does not predict dry matter intake or milk production, although numerous studies clearly show that digestibility of forage organic matter is directly related to lactation performance of dairy cows. The OMD index does not represent the absolute digestibility of silage organic matter, as this can be reliably determined only in experiments with live animals. But, OMD is representative of the potentially digestible organic matter of the whole plant and can be used to compare silage hybrids. Furthermore, simulation analyses using the Cornell Net Carbohydrate and Protein System (CNCPS v. 6.55; Cornell University, Ithaca, NY) show that OMD correlates reasonably well with model-predicted milk production of dairy cows fed a standard diet containing approx. 40% corn silage (dry matter basis).

## How is the OMD Index Used?

Feeding value of corn silage is mostly associated with digestibility of NDF or starch. A long-standing goal of PDMP is to create a single measure of silage nutritive value using several variables associated with digestibility. Traditional variables, crude protein (accounted for fiber-bound nitrogen), NDF, starch, lignin, and fat, are combined with digestibility determinations for NDF (NDFD30*) and starch (IVSD; 7-hour, 1-mm grind). Once combined, these digestibility coefficients sum to predict OMD.

The OMD Index is calculated using the following equation: OMDI (%) = {[(crude protein – NDICP) × 0.89] + (total fatty acids × 0.75) + (starch × IVSD ÷ 100) + [(aNDFom - lignin) × NDFD30 ÷ 100)]} ÷ [(crude protein – NDICP) + total fatty acids + starch + (aNDFom – lignin)] × 100.

Where: OMDI (%) is Organic Matter Digestibility Index; crude protein, total fatty acids, starch, NDICP (NDF-bound crude protein), aNDFom (ash-free basis, amylase-treated NDF), and lignin (ash-free) are expressed as % of corn silage dry matter; 0.89 is assumed (based on literature data) coefficient of digestibility of silage crude protein; 0.75 is assumed (based on literature data) coefficient of digestibility of silage total fatty acids; IVSD is starch digestibility (by NIRS at 7-hour and sample ground through a 4-mm sieve) expressed as % of starch; and NDFD30.

**Use of OMDI:** The OMD index is intended to represent the digestible portion of silage dry matter and is based on chemical analyses. OMD does not represent the absolute digestibility of silage organic matter, but it is representative of the potentially digestible organic matter and can be used when comparing silage hybrids. ***Simply put, the higher the OMD value, the higher the overall expected digestibility of the silage.*** OMD reflects the digestibility of key nutrients within the entire plant. Producers without carryover of silage should consider the interaction of OMD and DOM (digestible organic matter yield per acre) as yield of digestible organic matter will be equally as relevant as OMD.

## Conclusion

Organic matter digestibility is not a new measure. For years, researchers and nutritionists have used digestibility estimates to formulate rations for dairy cattle. Today, integrating these data is a useful practice to gauge silage value and match hybrid to farm needs. Put simply, OMD measures whole plant digestibility. Emphasis is on digestibility of all main nutrients. In the end, we hope OMD serves to facilitate discussion among producer, seed consultant, and dairy nutritionist as to which hybrids offer the best nutrient value for dairy cows.